

Schottky Barrier Diodes

BAT43XV2

Features

- Low Forward Voltage Drop
- Flat Lead, Surface Mount Device at 0.60 mm Height
- Extremely Small Outline Plastic Package SOD-523
- Moisture Level Sensitivity 1
- Matte Tin (Sn) Lead Finish
- Green Mold Compound
- This Device is Pb-Free and is RoHS Compliant

ABSOLUTE MAXIMUM RATINGS (T_A = 25°C unless otherwise noted)

Symbol	Parameter	Value	Unit
V _{RRM}	Maximum Repetitive Reverse Voltage	30	V
V _R	Maximum DC Blocking Voltage	30	V
I _{F(AV)}	Average Rectified Forward Current	200	mA
I _{FSM}	Peak Forward Surge Current	4	A
T _J	Operating Junction Temperature	+125	°C
T _{STG}	Storage Temperature Range	-65 to +125	°C

Stresses exceeding those listed in the Maximum Ratings table may damage the device. If any of these limits are exceeded, device functionality should not be assumed, damage may occur and reliability may be affected.

THERMAL CHARACTERISTICS (T_A = 25°C unless otherwise noted)

Symbol	Parameter	Value	Unit
P _D	Power Dissipation	200	mW
R _{θJA}	Thermal Resistance, Junction to Ambient	500	°C/W

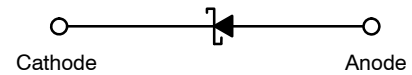
NOTE: Device mounted on FR-4 PCB minimum land pad.

ELECTRICAL CHARACTERISTICS (T_A = 25°C unless otherwise noted)

Symbol	Parameter	Test Conditions	Min	Typ	Max	Unit
BV _R	Breakdown Voltage	I _R = 100 μA	30			V
I _R	Reverse Leakage Current	V _R = 25 V			500	nA
V _F	Forward Voltage	I _F = 2 mA I _F = 15 mA I _F = 200 mA	0.26		0.33 0.45 1.0	V
T _{RR}	Reverse Recovery Time	I _F = I _R = 10 mA, R _L = 100 Ω, I _{RR} = 1 mA		5		nS
C	Capacitance	V _R = 1 V, f = 1 MHz		7		pF

Product parametric performance is indicated in the Electrical Characteristics for the listed test conditions, unless otherwise noted. Product performance may not be indicated by the Electrical Characteristics if operated under different conditions.

ELECTRICAL SYMBOL



SOD-523
CASE 502-01

MARKING DIAGRAM



(Band Indicates Cathode)

7B = Specific Device Code
M = Date Code

ORDERING INFORMATION

Device	Package	Shipping†
BAT43XV2	SOD-523 (Pb-Free)	8000 / Tape & Reel

†For information on tape and reel specifications, including part orientation and tape sizes, please refer to our Tape and Reel Packaging Specification Brochure, [BRD8011/D](#).

BAT43XV2

TYPICAL PERFORMANCE CHARACTERISTICS

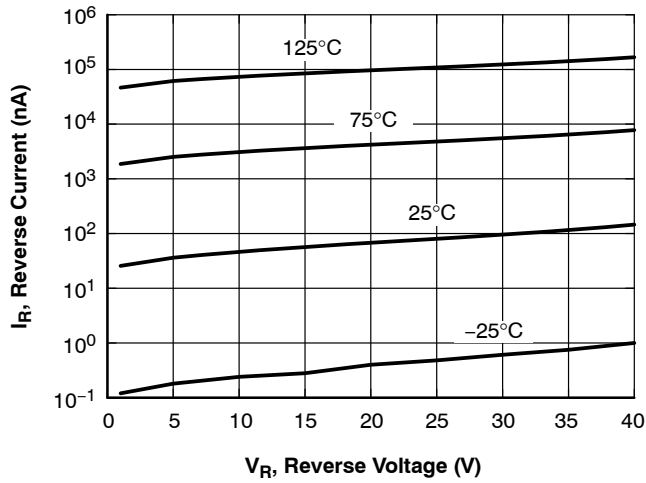


Figure 1. Reverse Current vs Reverse Voltage

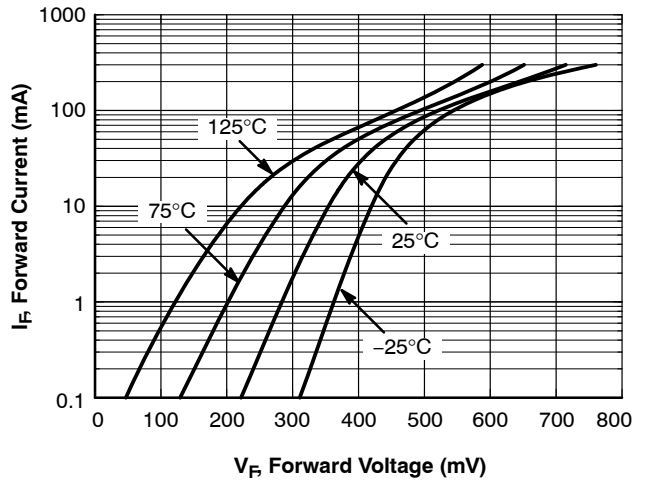


Figure 2. Forward Voltage vs Forward Current

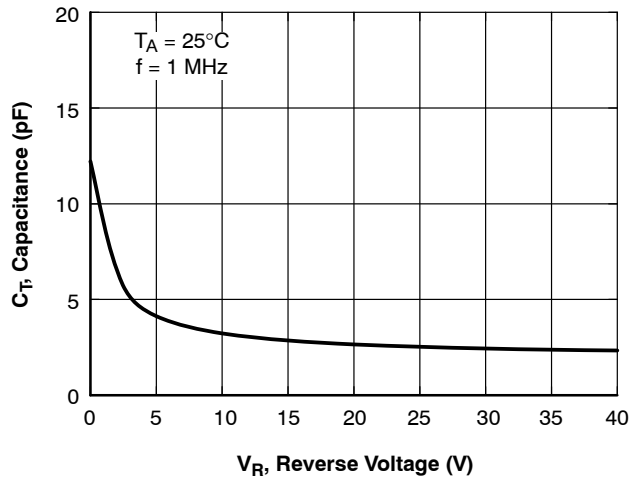


Figure 3. Total Capacitance

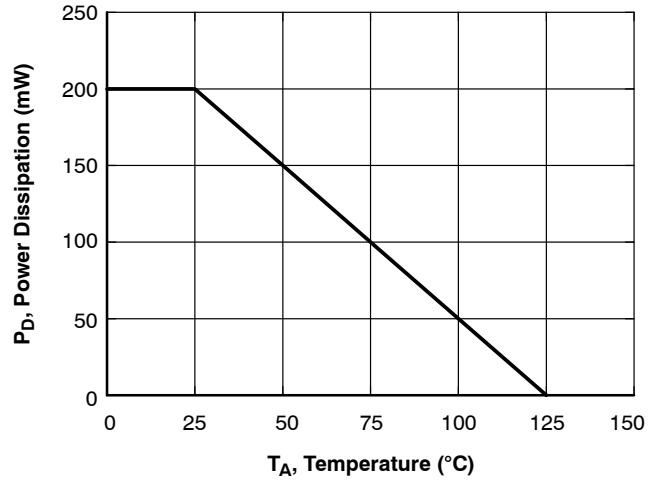


Figure 4. Power Derating Curve

onsemi, **Onsemi**, and other names, marks, and brands are registered and/or common law trademarks of Semiconductor Components Industries, LLC dba "**onsemi**" or its affiliates and/or subsidiaries in the United States and/or other countries. **onsemi** owns the rights to a number of patents, trademarks, copyrights, trade secrets, and other intellectual property. A listing of **onsemi**'s product/patent coverage may be accessed at www.onsemi.com/site/pdf/Patent-Marking.pdf. **onsemi** reserves the right to make changes at any time to any products or information herein, without notice. The information herein is provided "as-is" and **onsemi** makes no warranty, representation or guarantee regarding the accuracy of the information, product features, availability, functionality, or suitability of its products for any particular purpose, nor does **onsemi** assume any liability arising out of the application or use of any product or circuit, and specifically disclaims any and all liability, including without limitation special, consequential or incidental damages. Buyer is responsible for its products and applications using **onsemi** products, including compliance with all laws, regulations and safety requirements or standards, regardless of any support or applications information provided by **onsemi**. "Typical" parameters which may be provided in **onsemi** data sheets and/or specifications can and do vary in different applications and actual performance may vary over time. All operating parameters, including "Typicals" must be validated for each customer application by customer's technical experts. **onsemi** does not convey any license under any of its intellectual property rights nor the rights of others. **onsemi** products are not designed, intended, or authorized for use as a critical component in life support systems or any FDA Class 3 medical devices or medical devices with a same or similar classification in a foreign jurisdiction or any devices intended for implantation in the human body. Should Buyer purchase or use **onsemi** products for any such unintended or unauthorized application, Buyer shall indemnify and hold **onsemi** and its officers, employees, subsidiaries, affiliates, and distributors harmless against all claims, costs, damages, and expenses, and reasonable attorney fees arising out of, directly or indirectly, any claim of personal injury or death associated with such unintended or unauthorized use, even if such claim alleges that **onsemi** was negligent regarding the design or manufacture of the part. **onsemi** is an Equal Opportunity/Affirmative Action Employer. This literature is subject to all applicable copyright laws and is not for resale in any manner.

ADDITIONAL INFORMATION

TECHNICAL PUBLICATIONS:

Technical Library: www.onsemi.com/design/resources/technical-documentation
onsemi Website: www.onsemi.com

ONLINE SUPPORT: www.onsemi.com/support

For additional information, please contact your local Sales Representative at www.onsemi.com/support/sales