

Description

The Si4710/11 is the industry's first 100% CMOS FM transmitter single chip IC. The device leverages Silicon Labs' highly successful and proven Si4700/01 FM receiver, and offers unmatched integration and performance allowing FM transmit to be added to any portable device by using a single chip. As with the Si4700/01, the Si4710/11 offers industry leading size, performance, low power consumption, and ease of use.

The Si4710/11's digital integration reduces the required external components of traditional offerings, resulting in a solution requiring only an external inductor and bypass capacitor, and PCB space of approximately 15 mm². High reliability in device manufacturing, improved quality, easy design-in, and software programmability are key advantages of the Si4710/11.

The Si4711 supports the European Radio Data System (RDS) and the US Radio Broadcast Data System (RBDS) standards including all the symbol encoding, block synchronization, and error correction functions. Using this feature, the Si4711 enables data such as artist name and song title to be transmitted to an RDS/RBDS receiver.

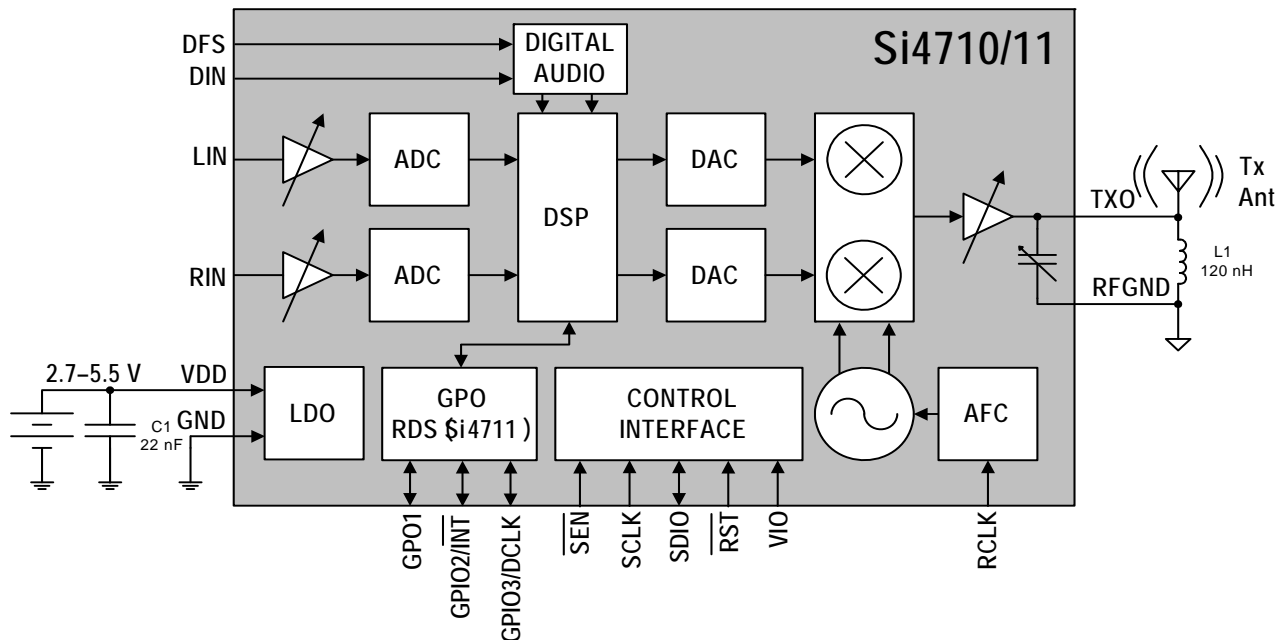
Users are responsible for adjusting their system's radiated power levels to comply with local regulations on RF transmission (FCC, ETSI, ARIB, etc.).

Features

- Worldwide FM band support (76–108 MHz) for transmit
- Requires only two external components
- Frequency synthesizer with integrated VCO
- Digital stereo modulator
- Programmable pre-emphasis (50/75 μ s)
- Analog/digital audio interface
- Programmable reference clock
- RDS/RBDS transmit encoder (Si4711 only)
- PCB loop antenna support with self calibrated capacitor tuning
- Programmable transmit level
- Programmable modulation
- 2.7 to 5.5 V supply voltage
- Digital gain compression
- Integrated LDO regulator
 - 3 x 3 x 0.55 mm 20-pin QFN
 - Pb-free and RoHS Compliant

Applications

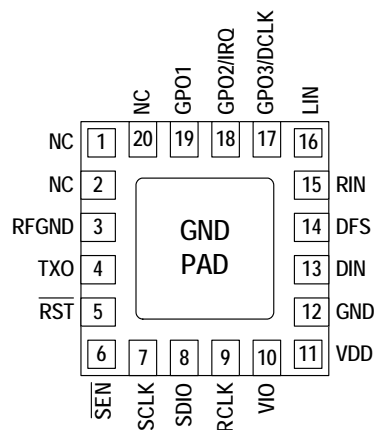
- Cellular handsets/hands-free
- MP3 players
- Portable audio/video players
- Wireless speakers/microphone
- Satellite digital audio radios
- Personal computers/notebooks



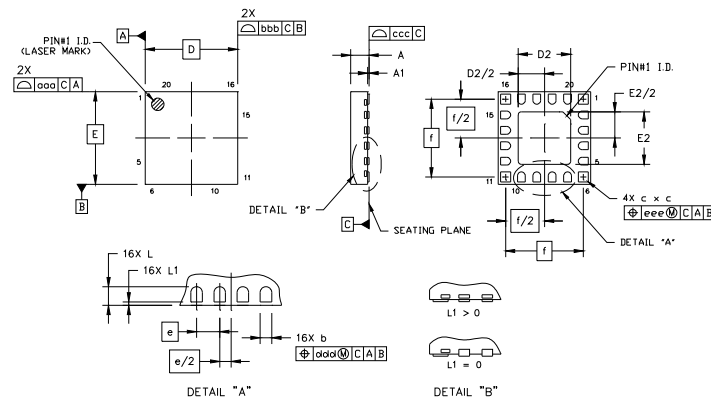
Selected Electrical Specifications

Parameter	Symbol	Test Condition	Min	Typ	Max	Unit
Transmit Frequency Range	f_{RF}		76	—	108	MHz
Programmable Transmit Output Voltage, TXO			—	118	—	dB μ V
Transmit Voltage Accuracy		VRF = 102–118 dB μ V	-2.5	—	2.5	dB
Transmit Voltage Step			—	1	2	dB
Transmit Channel Edge Power			—	—	-20	dBc
Transmit Adjacent Channel Power			—	-30	-26	dBc
Pre-emphasis Time Constant		TXPREMPHASIS = 75 μ s	70	75	80	μ s
		TXPREMPHASIS = 50 μ s	45	50	54	μ s
Audio SNR Mono			—	63	—	dB
Audio THD Mono			—	0.1	0.5	%
Audio Stereo Separation			30	35	—	dB
Sub Carrier Rejection Ratio	SCR		40	50	—	dB
Input Signal Level (0 dB)	V_{AI}	0.6 V_{RMS} input, $V_{IO} = 1.8$ V	—	—	0.636	V_{pk}
Audio Bandwidth (3 dB)			30	—	15 K	Hz
Audio Imbalance			-1	—	1	dB
Powerup Settling Time		From powerdown	—	—	110	ms
Supply Voltage	V_{DD}		2.7	—	5.5	V
Interface Supply Voltage	V_{IO}		1.5	—	3.6	V
TX Supply Current	I_{TX}	FM TX from Line Input	—	18.8	22.8	mA
TX Interface Supply Current	I_{IO}		—	320	600	μ A

Pin Assignments



Package Information



Symbol	Millimeters		
	Min	Nom	Max
A	0.50	0.55	0.60
A1	0.00	0.02	0.05
b	0.20	0.25	0.30
c	0.27	0.32	0.37
D	3.00 BSC		
D2	1.65	1.70	1.75
e	0.50 BSC		
E	3.00 BSC		
E2	1.65	1.70	1.75

Symbol	Millimeters		
	Min	Nom	Max
f	2.53 BSC		
L	0.35	0.40	0.45
L1	0.00	—	0.10
aaa	—	—	0.05
bbb	—	—	0.05
ccc	—	—	0.08
ddd	—	—	0.10
eee	—	—	0.10



Smart.
Connected.
Energy-Friendly



Products
www.silabs.com/products



Quality
www.silabs.com/quality



Support and Community
community.silabs.com

Disclaimer

Silicon Laboratories intends to provide customers with the latest, accurate, and in-depth documentation of all peripherals and modules available for system and software implementers using or intending to use the Silicon Laboratories products. Characterization data, available modules and peripherals, memory sizes and memory addresses refer to each specific device, and "Typical" parameters provided can and do vary in different applications. Application examples described herein are for illustrative purposes only. Silicon Laboratories reserves the right to make changes without further notice and limitation to product information, specifications, and descriptions herein, and does not give warranties as to the accuracy or completeness of the included information. Silicon Laboratories shall have no liability for the consequences of use of the information supplied herein. This document does not imply or express copyright licenses granted hereunder to design or fabricate any integrated circuits. The products must not be used within any Life Support System without the specific written consent of Silicon Laboratories. A "Life Support System" is any product or system intended to support or sustain life and/or health, which, if it fails, can be reasonably expected to result in significant personal injury or death. Silicon Laboratories products are generally not intended for military applications. Silicon Laboratories products shall under no circumstances be used in weapons of mass destruction including (but not limited to) nuclear, biological or chemical weapons, or missiles capable of delivering such weapons.

Trademark Information

Silicon Laboratories Inc., Silicon Laboratories, Silicon Labs, SiLabs and the Silicon Labs logo, CMEMS®, EFM, EFM32, EFR, Energy Micro, Energy Micro logo and combinations thereof, "the world's most energy friendly microcontrollers", Ember®, EZLink®, EZMac®, EZRadio®, EZRadioPRO®, DSPLL®, ISOmodem®, Precision32®, ProSLIC®, SiPHY®, USBXpress® and others are trademarks or registered trademarks of Silicon Laboratories Inc. ARM, CORTEX, Cortex-M3 and THUMB are trademarks or registered trademarks of ARM Holdings. Keil is a registered trademark of ARM Limited. All other products or brand names mentioned herein are trademarks of their respective holders.



Silicon Laboratories Inc.
400 West Cesar Chavez
Austin, TX 78701
USA

<http://www.silabs.com>