



---

DATE: 19<sup>th</sup> Sept, 2018

PCN #: 2366

PCN Title: Qualification of Additional Bill of Materials (BOM), Fab Source, AT Site and Top Marking Change on Select Product

Dear Customer:

This is an announcement of change(s) to products that are currently being offered by Diodes Incorporated.

We request that you acknowledge receipt of this notification within 30 days of the date of this PCN. If you require samples for evaluation purposes, please make a request within 30 days as well. Otherwise, samples may not be built prior to this change. Please refer to the implementation date of this change as it is stated in the attached PCN form. Please contact your local Diodes sales representative to acknowledge receipt of this PCN and for any sample requests.

The changes announced in this PCN will not be implemented earlier than 90 days from the notification date stated in the attached PCN form.

Previously agreed upon customer specific change process requirements or device specific requirements will be addressed separately.

For questions or clarification regarding this PCN, please contact your local Diodes sales representative.

Sincerely,

Diodes Incorporated PCN Team



---

**PRODUCT CHANGE NOTICE****PCN-2366 REV 1**

---

Notification Date:	Implementation Date:	Product Family:	Change Type:	PCN #:
19 <sup>th</sup> Sept, 2018	19 <sup>th</sup> Dec, 2018	Analog	BOM, Fab Source, A/T Site and Top Marking Change	<b>2366</b>
<b>TITLE</b>				
Qualification of Additional Bill of Materials (BOM), Fab Source, A/T Site and Top Marking Change on Select Product				
<b>DESCRIPTION OF CHANGE</b>				
<p>This PCN is being issued to notify customers that in order to ensure continuity of supply Diodes Incorporated has qualified additional bill of material (BOM), and an additional Diodes internal Fab source (SFAB2) located in Shanghai, China, as well as external FAB site (TPSCo) TowerJazz Panasonic Semiconductor Co., Ltd. located in Hokuriku region of Japan, an additional A/T site Tianshui Huatian Technology Co (TSHT) located in Gansu, China, and Top Marking updates to reflect Diodes brand/logo.</p> <p>Full electrical characterization and reliability testing has been completed on representative part numbers to ensure there is no change to product reliability, device functionality or electrical specifications in the device datasheet. See attached qualification / reliability report (embedded in this file).</p>				
<b>IMPACT</b>				
No change in datasheet electrical parameters however, some devices will have different top marking as noted in Tables 7 & 8 below.				
<b>PRODUCTS AFFECTED</b>				
Table 1 - Qualify Additional Fab Source (TPSCO) Table 2 - Qualify Additional Diodes Internal Fab Source SFAB2 (Shanghai, China) and Top Marking Change on Select Product Table 3 - Top Marking Change Only on Select Product Table 4 - Qualify Additional Top Metal (NiPt60%) Composition (Current is Pt100%) and Top Marking Change Table 5 - Qualify Additional A/T Site (TSHT) Table 6 - Qualify Additional Mold Compound Table 7 - Top Marking by Packages SO-8, SOT26, SOIC-16 Table 8 - Top Marking by Packages TSSOP-8, MSOP-8, SOT25, SOT353				
<b>WEB LINKS</b>				
<b>Manufacturer's Notice:</b>	<a href="https://www.diodes.com/quality/product-change-notices/diodes-product-change-notices/">https://www.diodes.com/quality/product-change-notices/diodes-product-change-notices/</a>			
<b>For More Information Contact:</b>	<a href="http://www.diodes.com/contacts.html">http://www.diodes.com/contacts.html</a>			
<b>Data Sheet:</b>	<a href="http://www.diodes.com/catalog">http://www.diodes.com/catalog</a>			
<b>DISCLAIMER</b>				
Unless a Diodes Incorporated Sales representative is contacted in writing within 30 days of the posting of this notice, all changes described in this announcement are considered approved.				

**Table 1 - Qualify Additional Fab Source (TPSCO)**

AL3050FDC-7					
-------------	--	--	--	--	--

**Table 2 - Qualify Additional FAB Source (SFAB2) and Top Marking Change**

AP4340NTR-G1	AP4340LNTR-G1	AZV321KSTR-G1	AZV321KTR-E1	AZV321KTR-G1	AZV358MTR-G1
AZV358GTR-E1	AZV358GTR-G1	AZV358MMTR-E1	AZV358MMTR-G1	AZV358MTR-E1	AP1681MTR-G1
AP3041MTR-G1	HL3051MTR-G1				

**Table 3 – Top Marking Change Only**

AP2502KTR-G1	AP3031KTR-XG1	AP3031KTTR-G1	AP3602AKTR-G1	AP3064MTR-G1	
--------------	---------------	---------------	---------------	--------------	--

**Table 4 - Qualify Additional Top Metal (NiPt60%) Composition (Current is Pt100%) and Top Marking Change**

AP3019AKTR-G1	AP3019AKTTR-G1	AP3019AUKTR-G1	AP3036BKTR-G1	AP3036KTR-G1	SP6699EK-L/TR
ZD1638LB6/TR-1					

**Table 5 - Qualify Additional A/T Site (TSHT)**

AL8822SP-13	AL8823S-13				
-------------	------------	--	--	--	--

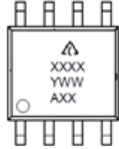
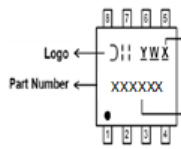

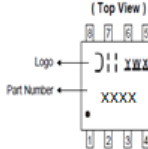

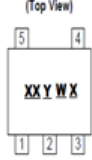

**Table 6 - Qualify Additional Mold Compound**

PI7C9X2G304SLBFDE	PI7C9X2G304SLBFDEX	PI7C9X2G304SLBQFDE	PI7C9X2G304SLBQFDEX	PI7C9X2G404SLBFDE	PI7C9X2G404SLBFDEX
PI7C9X2G404SLBQFDE	PI7C9X2G404SLBQFDEX	PI7C9X2G308GPANJE	PI7C9X2G308GPANJEX	PI7C9X2G312GPBNJE	PI7C9X2G312GPBNJEX
PI7C9X2G608GPBNJE	PI7C9X2G608GPBNJEX	PI7C9X2G612GPCNJE	PI7C9X2G612GPCNJEX	PI7C9X2G606PRDNJAE	PI7C9X2G606PRDNJAEX
PI7C9X2G912GPBNJEX	PI7C9X2G808PRBNJAEX				

Table 7

Package	Side by Side comparison Logo/Marking	
	Current BCD Top Marking	New Diodes Top Marking
SO-8	<p>S04</p> <p>Logo Part Number</p> <p>Y: Year WW: Work Week of Molding A: Assembly House Code XX: 7th and 8th Digits of Batch Number</p>	<p>S04</p> <p>Logo Part Number</p> <p>YY: Year: 08, 09, 10- WW: Week: 01-52; 52 represents 52 and 53 week XX: Internal Code</p>
SOT26/TSOT26	<p>Logo XXX: Marking ID (See Ordering Information)</p>	<p>(Top View)</p> <p>XX: Identification Code Y: Year 0~9 W: Week: A~Z: 1~26 week; a~z: 27~52 week; z represents 52 and 53 week X: Internal Code</p>
SOIC-16	<p>First line: Logo and Marking ID Second line: Date Code Y: year WW: work week of molding A: assembly house code XX: 7<sup>th</sup> and 8<sup>th</sup> digits of Batch Number.</p>	<p>(Top View)</p> <p>Logo Part Number</p> <p>YY: Year: 13, 14, 15- WW: Week: 01-52; 52 Represents 52 and 53 Week XX: Internal Code</p>

**Table 8**

Package	Side by Side comparison Logo/Marking	
	Current BCD Top Marking	New Diodes Top Marking
TSSOP-8	<p>TSSOP-8</p> <p>AS358/2518</p>  <p>First Line: Logo Second Line: Marking ID Third and Fourth Lines: Date Code Y: Year WW: Work Week of Molding A: Assembly House Code XX: Internal Code</p>	<p>MSOP-8 &amp; TSSOP-8</p>  <p>X: Internal code Y: Year: 0-9 W: Week: A-Z: 1-26 week; a-z: 27-52 week; z represents 52 and 53 week X: Grade B/Mark: Normal A: Low WD</p>
MSOP-8	<p>MSOP-8</p> <p>AS358</p>  <p>First and Second Lines: Logo and Marking ID Third Line: Date Code Y: Year WW: Work Week of Molding A: Assembly House Code XX: Internal Code</p>	<p>MSOP-8</p> <p>(Top View)</p>  <p>Y: Year: 0-9 W: Week: A-Z: 1-26 week; a-z: 27-52 week; z represents 52 and 53 week X: Internal Code</p>
SOT25	<p>SOT25</p> <p>(Top View)</p>  <p>Logo XXX: Marking ID (See Ordering Information)</p>	<p>SOT25 and SOT353</p> <p>(Top View)</p>  <p>XX: Identification Code Y: Year: 0-9 W: Week: A-Z: 1-26 week; a-z: 27-52 week; z represents 52 and 53 week X: Internal Code</p>
SOT353	<p>SOT353</p> <p>(Top View)</p>  <p>Logo XX: Marking ID (See Ordering Information)</p>	